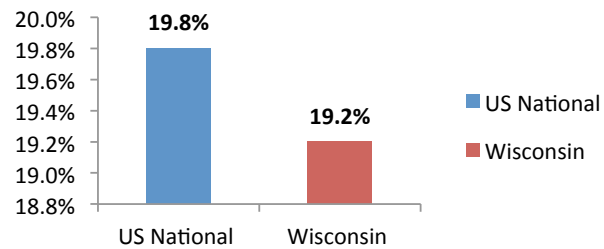


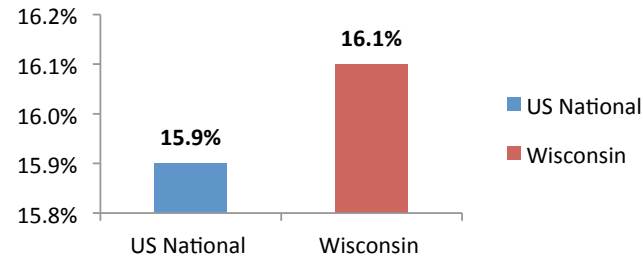
**Waupun Memorial Heart Attack & Heart Failure CMS 30 Day Re-Admission With Mortality Rates
July 1, 2007 - June 30, 2010**

Benchmark	Heart Attack Re-Admission Rate	Heart Attack Mortality Rate
US National	19.8%	15.9%
Wisconsin	19.2%	16.1%
Waupun Memorial Hospital	No Data	No Data

Heart Attack Re-Admission Rate

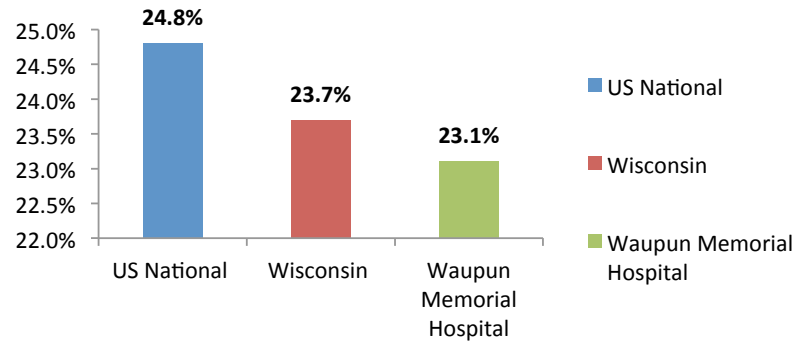


Heart Attack Mortality Rate



Benchmark/Hospital	Heart Failure Re-Admission Rate	Heart Failure Mortality Rate
US National	24.8%	11.3%
Wisconsin	23.7%	11.7%
Waupun Memorial Hospital	23.1%	12.0%

Heart Failure Re-Admission Rate



Heart Failure Mortality Rate

